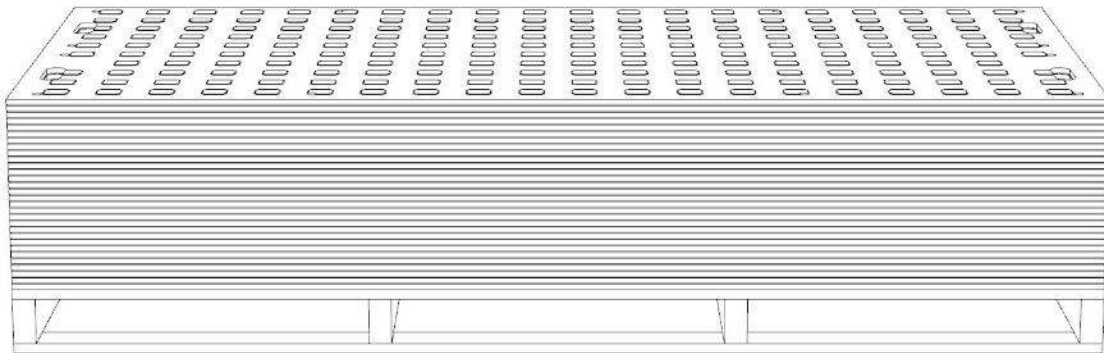


General information

Unloading:

The panels can be unloaded from a lorry using a forklift truck or a crane. When lifting, special care must be taken to ensure that the panels cannot slip or fall off.

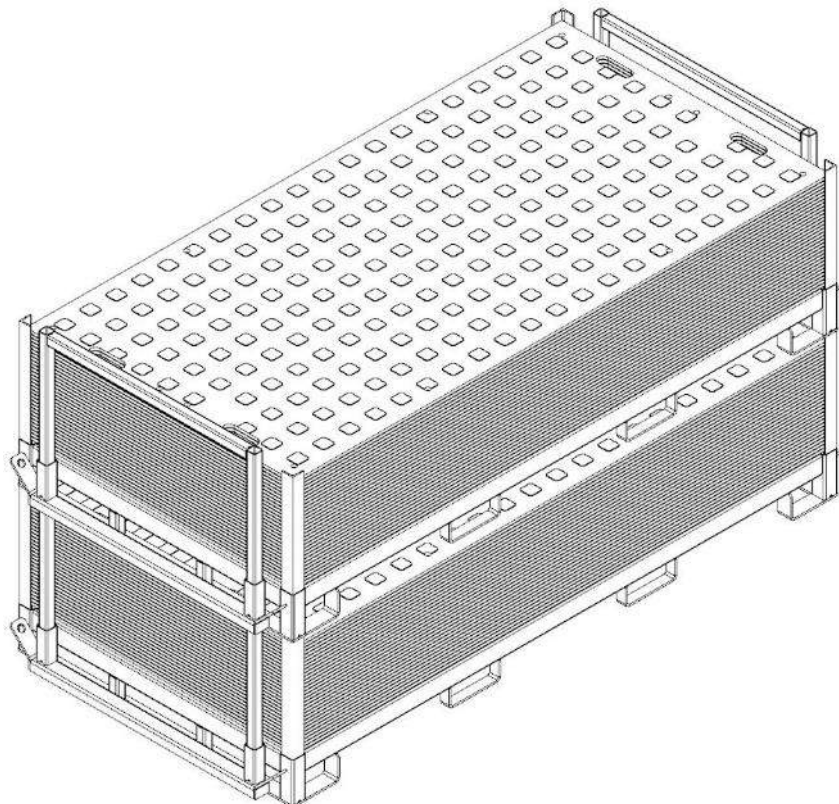
Storage: Never stack more than 30 panels on a pallet.



Storage: Never stack more than 25 panels on a stake rack.

Do not move more than 2 stake racks at a time using a forklift truck.

Move only one stake rack at a time using a chain sling.




VARIO
mat 1+ AS

produced by:

OKULEN[®]
Technische Kunststoffe
Engineering Plastics


Use of the panels:

The upper side is engineered with approx. 5 mm high nubs.



Use of the panels:

The underside is striated/roughened.



produced by:

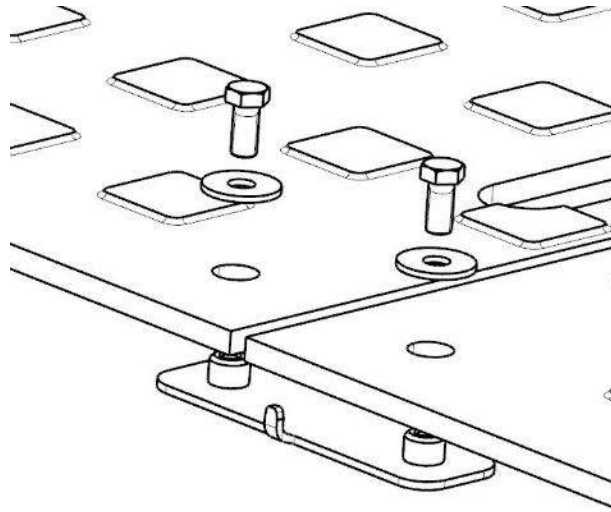
OKULEN[®]

Technische Kunststoffe
Engineering Plastics

VARIO
mat 1+ AS

Connecting 2 panels:

Connect and screw the panels using the 2-way metal connector, 2 washers and 2 hexagonal screws (M10x16mm). All adjacent panels must be connected in this way.



Connecting 4 panels:

Connect and screw the panels using the 4-way metal connector, 4 washers and 4 hexagonal screws (M10x16mm). All adjacent panels must be connected in this way.

